

# DEADLY DOODLES™

## SECOND EDITION

Collect loot and weapons! Fight monsters . . . or run away screaming! Can you defeat the dragon for the big score?

### CONTENTS

- 4 double-sided dungeon map boards
- 4 dry-erase markers
- 36 cards

### SETUP

Each player takes one map board and a dry-erase marker. Then the player who owns this game picks which side of the map board will be used for the game.

Shuffle the cards together to form a face-down deck, and then reveal the top four cards so that all players can see all of them at once. Leave space nearby for a discard pile.



Any time a **DRAW 2** card is revealed, reveal two additional cards and then discard the



You are now ready to start the first round.


### OBJECTIVE

Draw path segments through your dungeon based on the cards revealed at the start of each round. Draw your path through Loot for points, and through the Dragon for bonus points. Kill Monsters for even more points by drawing your path through a Monster and its matching Weapon, but be careful – Monsters will maul you if you don't have the right Weapon!

After seven rounds, points will be awarded based on the entire path (or multiple paths) you've drawn.

### THE DUNGEON MAP

Your map board shows the dungeon, divided into squares that represent rooms. These rooms are marked by coordinates along the top and left edges. There are also six entryways marked by arrows along the outside edges of the dungeon. Within the dungeon, there are four bags of Loot, a Dragon, and six Weapon/Monster pairs (labeled A–F).




There are small, diamond-shaped passageway markers between many of the rooms and in entryways. There are also walls, indicated by a heavy line, that do not have passageway markers. Your path segments must always connect to a passageway and cannot cross or end at a wall.

The bottom portion of your dungeon map shows the scoring section, which will be addressed later on.

### THE CARDS

There are three types of cards:

#### Path Segments



Path Segment cards show specific patterns that must be drawn on your map.

Only one path segment may be drawn within a room, and you may not draw a path segment within a room that contains one of your Traps.

All ends of a path segment (except for the dead end) must link to passageways.

You may rotate the path segments as needed. The orientation of the cards does not matter.

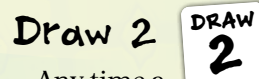
#### Traps (For a solitaire game, remove the two Trap cards.)



When a **TRAP** card is revealed, you must draw an "X" within any empty room on your dungeon map.

You may set a Trap in a room that has an entryway.

You may not set a Trap in any room containing Loot, Weapons, Monsters, the Dragon, your previously drawn path segments, or another Trap you have previously drawn.



Any time a **DRAW 2** card is revealed, reveal two additional cards and then discard the



If a **DRAW 2** card is revealed at the start of a round, there will be five total cards in play for that round. If both cards are revealed, there will be six cards in play!



## HOW TO PLAY

The game consists of seven rounds, followed by a scoring phase.

### Start of Round

At the start of the round, reveal the top four cards of the deck (or more if you've revealed any cards).



Draw the revealed path segments and Traps in any order you choose on your dungeon map.

### Entryways

At the start of the game, your first path segment must link to an entryway . After that, all new path segments must either link to a previously drawn path segment OR start a new path at another entryway.

### Unused Cards

If a revealed path segment cannot be drawn on your map for any reason, place a tally mark next to item 6 in the scoring section of your dungeon map.

### End of Round

Once all players have completed drawing their path segments, the revealed cards are discarded and four new cards are revealed to start the next round.

## END OF GAME

After the seventh round is completed, the game ends. Calculate your score by following the instructions in the Scoring section.

Try to beat your best score, or challenge your friends – the player with the most points wins!

### Some WRONG ways to draw your path:



Wall!



One path per room!



Paths and Traps can't share rooms!

## SCORING

All path segments you have drawn on your map count as your “path” when scoring. Linking to a room does not count as having entered that room – a path segment must be drawn within a room to count as having entered the room.

1. +2 points for each room you've entered that contains Loot

If your path entered the room with the Dragon double the score for item 1.

2. +1 point for each room you've entered that contains a Weapon

3. +4 points for each room you've entered that contains a Monster with a letter that matches a Weapon scored in item 2.

4. -2 points for each room you've entered that contains a Monster with a letter that does NOT match a Weapon scored in item 2.

5. +1 point for each entryway arrow that is NOT linked to a path segment.

6. -2 points any time you cannot use a path segment during a round.

7. -3 points for each Trap that hits you.

### Traps

When the game ends, one player at a time will reveal the coordinates of any Traps they drew during the game. Place tally marks to the right of item 7 to track each time you are hit by a Trap.

If another player has a Trap in the same coordinates as one of yours, you are each hit by your own Trap, and those Traps are immediately erased from all maps. Otherwise, if you have drawn a path within any room where another player has a Trap, you've been hit by their Trap.

## CREDITS

Designed and developed by Sam Mitschke and Randy Scheunemann

Concept by Phil Reed • Illustrated by Katie Cook

**President/Editor-in-Chief:** Steve Jackson • **Chief Executive Officer:** Meredith Placko

**Chief Operating Officer:** Susan Bueno • **Managing Editor:** Allison Page • **Production Manager:** Sabrina Gonzalez

**Production Artist:** Ben Williams • **Marketing Manager:** Katie Duffy • **Operations Manager:** Randy Scheunemann

**Director of Sales:** Ross Jepson • **Key Accounts Manager:** Amy Zwick

*Deadly Doodles*, Warehouse 23, the pyramid logo, and the names of all products published by Steve Jackson Games Incorporated are trademarks or registered trademarks of Steve Jackson Games Incorporated, or used under license. *Deadly Doodles* is copyright © 2019-2020, 2025 by Steve Jackson Games Incorporated.

All rights reserved. Rules version 2.0 (June 2025).

**STEVE JACKSON GAMES**  
deadlydoodles.sjgames.com